

RGB WIRELESS LED CONTROLLER



RGB LED Controller

Product Description:

Experience the Power of Color changing LED lights at your fingertips. SolidApollo's Magic RGB LED Controller, has been exclusively designed to offer the highest technology in LED Control lighting and Color mixing in a wireless controller. This state of the art RGB controller, lets you control any LED lights with RGB protocol, like RGB LED light Strips, RGB LED modules, Outdoor Garden Lights, etc. The hand held remote has 2 preset programs: Relax mode and Party Mode. With Relax mode the Magic RGB LED Controller, generates a smooth color fading sequence through 64,000 colors. Brightness levels can be adjusted as well. With Party Mode, colors change without fading in a more energetic sequence perfect for Party Time with friends.

Features:

- Easy to use touch sensitive wireless remote control with 100 ft range.
- Rainbow touch sensitive color selection wheel.
- 2 Programs: Relax and Party mode
- Brightness and color saturation can be chosen. (Perfect for Pastel colors)

RGB WIRELESS LED CONTROLLER



RGB LED Controller

Components:

- 12V or 24V DC Operation
- Max Output: 216W @ 24V DC and 105W @ 12V DC.
- Touch Sensitive Controls
- Dimmable
- Weight 0.45lbs
- Size 4-1/2" X 2-1/8"
- Operating Voltage 12V DC or 24V DC
- Watts 216W at 24V DC- 108W at 12V DC
- Mostly used in Control of RGB LED lights
- IP Rating IP55
- Control System RGB 3 Channel
- RGB Channels 3
- Product Color White
- Certificates CE, FC

RGB WIRELESS LED CONTROLLER



RGB LED Controller

Components:

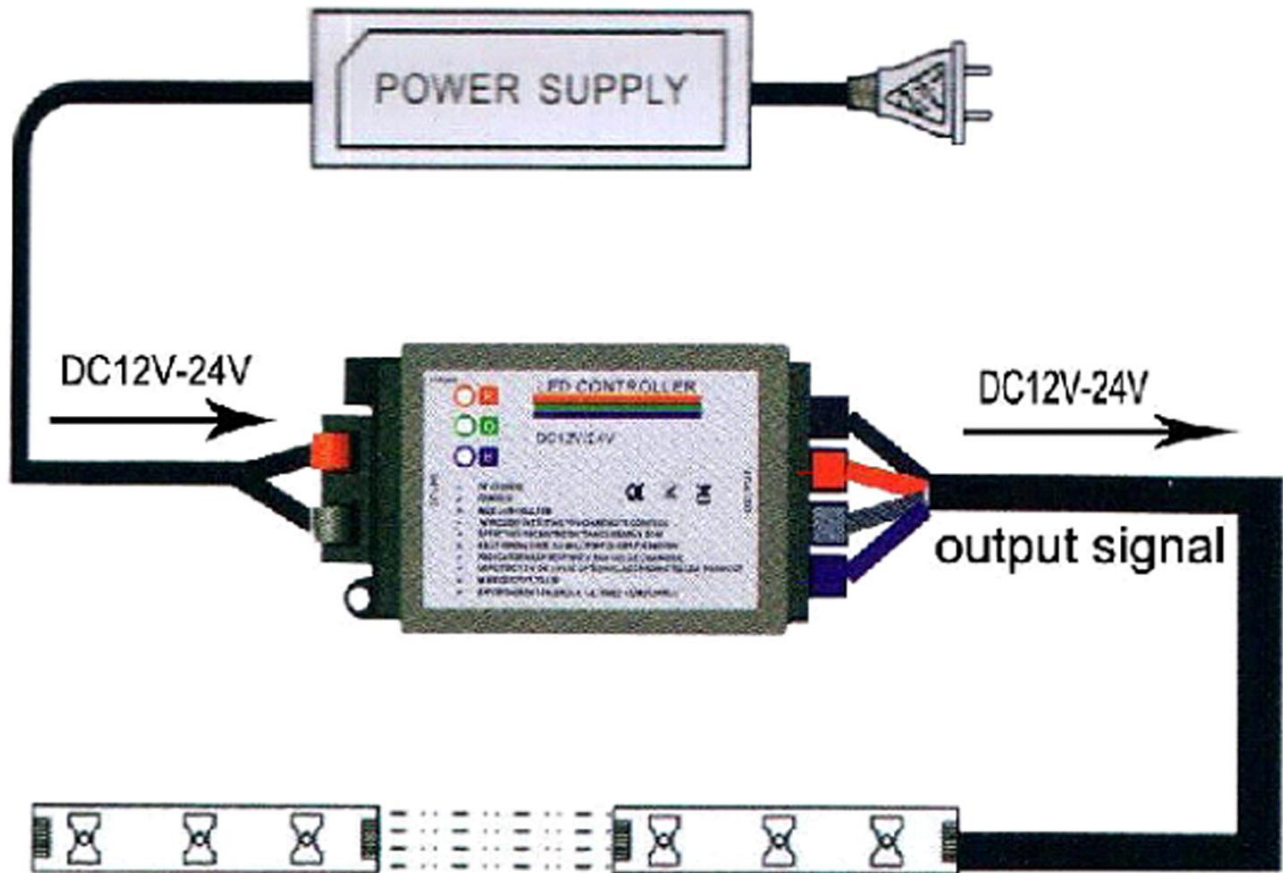


RGB WIRELESS LED CONTROLLER



RGB LED Controller

How to connect:











RGB WIRELESS LED CONTROLLER



RGB LED Controller

Users Guide:

	Standard use	Pre-programmed modes
	Make sure the remote is fully charged	Make sure the remote is fully charged
	Switch ON Magic RGB Controller by pressing on No.2 Switch OFF Magic RGB Controller by pressing on No.1.	Press 1 for gradual change program Press 2 for rapid color change
	Touching No.3 and 4, change the color saturation. Push on No.3 to increase, No.4 to decrease the color.	Press A to increase speed of program 1 or program 2
	Push on No.4 button for seconds, the light will gradually change to white balance	Press B to slowdown either program 1 or program 2
	Touching No.5, you can move your finger over the color ring, to select the colors.	-
	No.6 to increase brightness	-
	No.7 to dim brightness	-
	No.8 is the indicator. It will lit up when properly synchronized with controller.	-

RGB WIRELESS LED CONTROLLER



RGB LED Controller

Users Guide:

Observations:

- *Input voltage of remote control must be the same as RGB light.
- *Match the color of output wiring when connecting
- *When the color doesn't match, please check the wiring is correct.