

## FUT037 RGB LED Strip Controller FUT038 RGBW LED Strip Controller

### Product Features



16 Millions of colors to choose



Brightness Dimming



2.4GHz RF, remote control  
Control distance 30m



Smart phone App control  
Mi·Light WiFi ibox is needed

### Technical Parameters

Model No.: FUT037 / FUT038

Input voltage: DC12V-24V

Output: Max. 6A/Channel

Output connection: Common anode

Total output: Max. 10A

Control distance: 30m

### Mode list

#### M1. Fade in and fade out Here

different colors fade into each other

#### M2. Strobe white

Just white color flashes up

#### M3. RGBW fade in fade out

This program fades in and fades out the color red, green, blue and white one after another

#### M4. Color flash

In this program, red, green, blue, white yellow purple flashes to change

#### M5. Disco

Different colors strobe and flash to change

#### M6. Red color ramp up and flash

In this program, red color brightens from 0%-100% and shuts down, then flashes three times

#### M7. Green color ramp up and flash

In this program, green color brightens from 0%-100% and shuts down, then flashes three times

#### M8. Blue color ramp up and flash

In this program, blue color brightens from 0%-100% and shuts down, then flashes three times


#### M9. Color change+flash

Here several colors fade into each other and then flash randomly

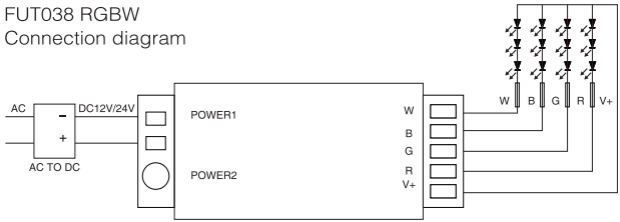
**Note:** The colors can be dimming under any mode, the speed of any mode can be adjustable. For RGB LED strip light, the white is mixed from red, Green and blue, so the white is not pure.

# Connection diagram

FUT037 RGB  
Connection diagram



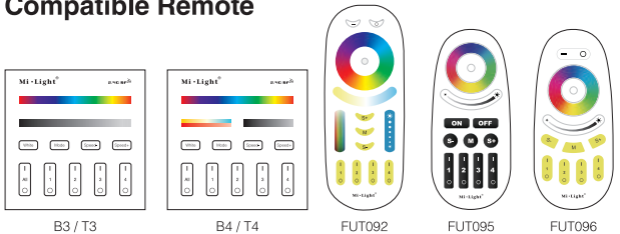
FUT038 RGBW  
Connection diagram



## Attention:

1. Please check whether the input voltage of the constant voltage power supply is in accordance with the controller, and please check the connection of both the cathode and anode, otherwise the controller will be broken.
2. Please don't connect wires with power on. Please switch on again only when it is in right connection and no short circuit.
3. Please do not use the controller in the place with widely range metal area or strong electromagnetic wave nearby, otherwise, the remote distance will be seriously affected.

## Compatible Remote



## NOTE:

Lighting can be working after linking with remote; for more details, pls read the remote instruction.

