



## 1. Product Feature


1. It can be used with Miboxer controller.
2. The shell is made by high-quality automotive aluminum precision processing, which shows exquisite appearance, smooth hand feeling and advanced waterproof technology after surface treatment.

- Small size
- Can be extended in series
- Waterproof

It can be used with Miboxer controllers:



FUT035M~FUT038M




WL5



FUT035S~FUT038S



FUT035W~FUT038W



FUT035Z~FUT038Z



FUT035~FUT038

## 3W LED Spotlight

Model No.: SL112 / SL212 / SL312 / SL412

## 2. Product Parameters

Model No.: SL112 / SL212 / SL312 / SL412

Input Voltage: DC12V

Power: 3W

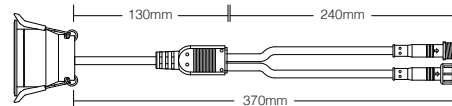
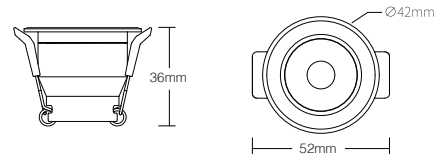
Beam Angle: 36°

IP Rate: IP66

Working Temp.: -10~40°C

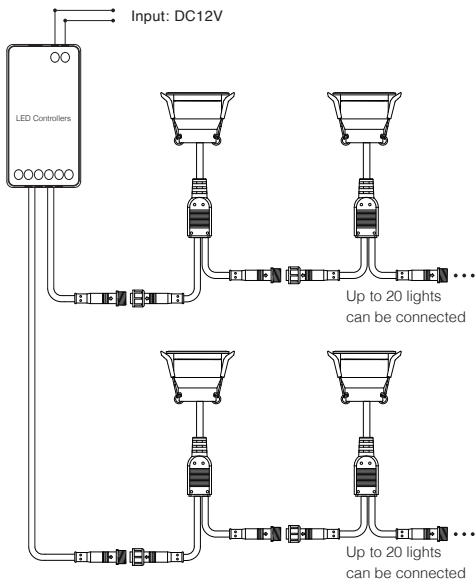
Material: ALuminum

Hole Size:  $\varnothing$ 33~36mm



### 3. Connection Diagram

Need to use with ( Single Color, Dual White, RGB, RGBW ) LED controller (purchase separately)



### 4. Wiring instructions

Model No.: SL112



Red: LEDV+  
Black: LEDV-

Model No.: SL212



Red: V+  
Black: CW  
Yellow: WW

Model No.: SL312



Yellow: V+  
Red: R  
Green: G  
Blue: B

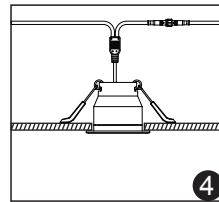
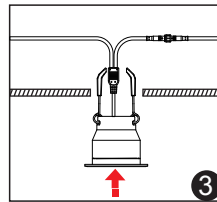
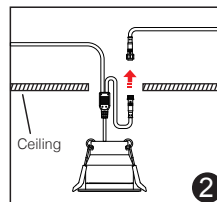
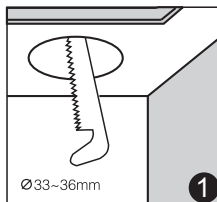
Model No.: SL412



Black: V+  
Red: R  
Green: G  
Blue: B  
Yellow: W

### 5. Instructions

1. Open the hole according to picture 1 (opening size:  $\varnothing 33\text{-}36\text{mm}$ )
2. Connect lights according to connection diagram.
3. Make spring buckles on both ends of product upright and put them into holes.



### 6. Attention

1. Please check if input voltage is DC12V, otherwise devices will be damaged.
2. It is forbidden to cover or wrap metal parts of lights with plastic or EVA insulation materials, which will affect heat dissipation of lights.
3. Non-professional users are not allowed to disassemble the equipment directly, otherwise the equipment may be damaged.



IP Rate  
IP66

Made in China